

TEST REPORT No. 400753

Customer

BAROS VISION Ltd.
Asenovgradsko Shose - 4000 PLOVDIV - Bulgaria

Item[#]

railing named
“RAILING SYSTEM BV7600L top MOUNTING 88.2”

Activity



resistance to horizontal linear static load according to standard UNI 10806:1999 and resistance to dynamic load according to standards UNI 10807:1999, NF P01-013:1988 and UNI EN 14019:2016

Results

Test	Normative reference	Requirement	Result
horizontal linear static load	UNI 10807:1999	2,0 kN/m	compliant
		3,0 kN/m	compliant
dynamic load	UNI 10807:1999	300 mm	compliant
	NF P01-013:1988	1200 mm	compliant
	UNI EN 14019:2016	950 mm	compliant

(#) according to that stated by the customer.

Bellaria-Igea Marina - Italy, 15 December 2022

Chief Executive Officer

Order:
94630

Item origin:
sampled and supplied by the customer

Identification of item received:
2022/2834/B dated 12 December 2022

Activity date:
12 December 2022

Activity site:
Istituto Giordano S.p.A. - Strada Erbosa Uno, 72 - 47043 Gatteo (FC) - Italy

Contents	Page
Description of item [#]	2
Normative references	3
Apparatus	3
Method	4
Environmental conditions	4
Results	5
Findings	7

This document is made up of 7 pages and shall not be reproduced except in full without extrapolating parts of interest at the discretion of the customer, with the risk of favoring an incorrect interpretation of the results, except as defined at contractual level.

The results relate only to the item examined, as received, and are valid only in the conditions in which the activity was carried out.

The original of this document consists of an electronic document digitally signed pursuant to the applicable Italian Legislation.

Chief Test Technician:

Dott. Andrea Bruschi

Head of Security and Safety Laboratory:

Dott. Andrea Bruschi

Compiler: Francesca Manduchi

Reviewer: Dott. Andrea Bruschi

Page 1 of 7

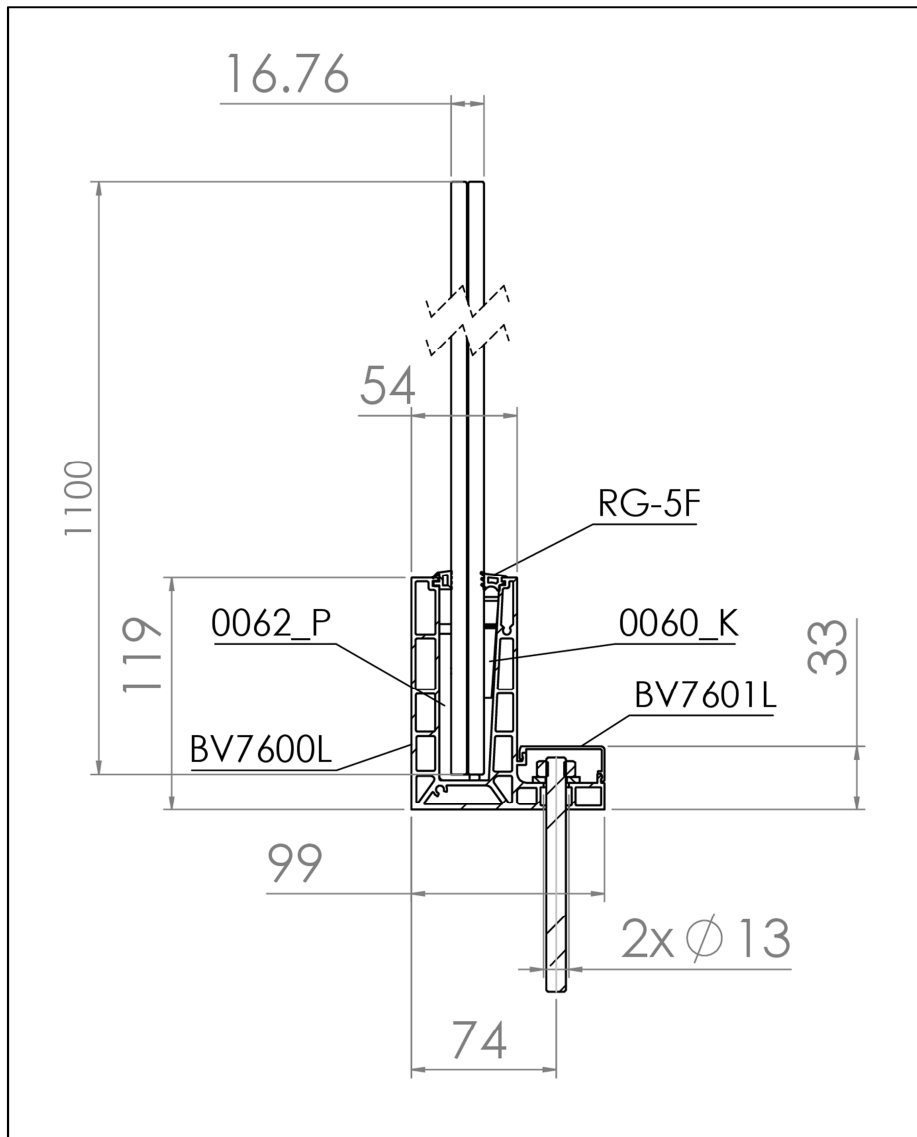
Description of item[#]

The item under examination consists of laminated tempered glass railing with aluminium structure, having the characteristics shown in the following table.

Overall width	1000 mm
Overall height from floor	1100 mm
Glass type	laminated glass 88.2 (tempered + PVB + tempered)
Dimensions of glass	1000 mm × 1100 mm
Nominal thickness of glass	16,76 mm
Nominal section of aluminum profile	119,0 mm × 99,0 mm

Further details of item specifications can be seen in customer-supplied schematic drawing shown below.

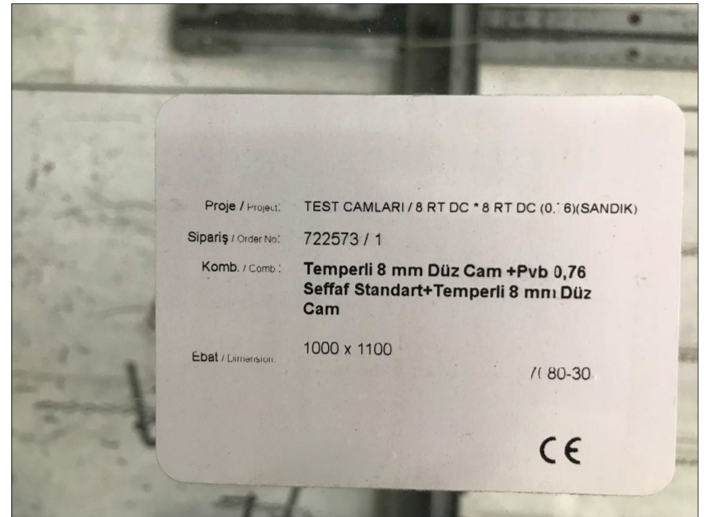
CROSS SECTION SUPPLIED BY THE CUSTOMER



(#) according to that stated by the customer; Istituto Giordano declines all responsibility for the information and data provided by the customer that may influence the results.



Photograph of the item



Label detail

Normative references

Standard	Title
UNI 10806:1999	Ringhiere, balaustre o parapetti prefabbricati - Determinazione della resistenza meccanica ai carichi statici distribuiti (<i>Prefabricated railing systems - Determination of the mechanical strength under distributed static loads</i>)
UNI 10807:1999	Ringhiere, balaustre o parapetti prefabbricati - Determinazione della resistenza meccanica ai carichi dinamici (<i>Prefabricated railing systems - Determination of the mechanical strength under dynamic load</i>)
NF P01-013:1988	Essais des garde-corps - Méthodes et critères (<i>Railing tests - Methods and criteria</i>)
UNI EN 14019:2016	Facciate continue - Resistenza all'urto - Requisiti prestazionali (<i>Curtain walling - Impact resistance - Performance requirements</i>)

Apparatus

Description	In-house identification code
steel frame simulating actual installation of the item on the floor	EDI048
pneumatic equipment for the simulation of the static load	//
3 Gefran digital displacement transducers "PZ-34-S150", range of measurement 0-150 mm	FT451/1, FT451/2, FT451/3
AEP Transducers load cell "TS" with digital indicator "DFI", range of measurement 100-1000 N	EDI104
Borletti digital electronic gauge "CDEP15", range of measurement 0-150 mm and resolution 0,01 mm	EDI066
Mitutoyo Corporation digital meter "TD-S551D1 216-452", range of measurement 0-5,5 m	FT364
steel frame simulating actual installation of the item on the floor	EDI048
soft body consisting of spheroconical bag, diameter 0,40 m and height 0,60 m, filled with hardened glass beads, diameter 3 mm, until reaching a total mass of 50 kg	EDI062
Istituto Giordano double pneumatic impactor complying with standard UNI EN 12600:2004 "Vetro per edilizia - Prova del pendolo - Metodo della prova di impatto e classificazione per il vetro piano" (<i>"Glass in building - Pendulum test - Impact test method and classification for flat glass"</i>), total mass 50 kg	EDI012
Würth telescopic measuring rod "mEssfix", range of measurement 0-5000 mm and resolution 0,1 mm	EDI083

Method

Test was carried out using detailed internal procedure PP083 in its current revision at testing date.

The bottom side of the item was side fixed to the steel frame simulating the actual installation of the item.

Procedure

Normative reference	Activity	Description/parameters
table 3.1.II of D.M. Infrastructures 17 January 2018	load determination	//
UNI 10806:1999	resistance to horizontal linear static load	<p>The three digital displacement transducers were positioned on the item in order to read the relative displacement of the upper edge of the glazing, two at the ends and one in the middle between them.</p> <p>In particular it has been carried out the following test sequence:</p> <ul style="list-style-type: none"> - pre-load equal to 50 % of the load defined by the customer; - removal of the preload and detection of the initial position of the edge of the plate; - application of the load in a progressive manner with a time ≥ 5 s, with deformations under load recording after 15 min; - load removal and registration of residual deformation after 5 min.
UNI 10807:1999	resistance to dynamic load	<p>All impacts were made by releasing the impactors so that they fall from a specified height with a pendulum movement and without initial velocity. The impactors were hung by an inextensible pendulum wire of negligible mass so that when at rest they made contact with the point of intended impact. After each impact, the impactors were prevented from hitting the item again after bouncing.</p>
NF P01-013:1988		
UNI EN 14019:2016		


Environmental conditions

Temperature	$(19 \pm 2) ^\circ\text{C}$
Relative humidity	$(52 \pm 5) \%$

Results

Resistance to horizontal linear static load

Applied load [kN/m]	Deflection whilst loaded at the point of measure			Permanent deflection at the point of measure			Result
	A [mm]	B [mm]	C [mm]	A [mm]	B [mm]	C [mm]	
2,0	78	75	80	7,0	2,2	7,1	no damage
3,0	151	161	154	21,5	21,7	21,6	no damage



Photograph of the item undergoing horizontal linear static load (3kN/m)

Resistance to dynamic load

Standard	Impact area	Drop height [mm]	Nominal energy [J]	Result
UNI 10807:1999	centre of glazing	300	150	no damage
NF P01-013:1988	centre of glazing	1200	600	no damage
UNI EN 14019:2016	centre of infill	950	466	no damage



Photograph of the item after impact on the centre of the glazing according to standard NF P01-013:1988



Photograph of the item after impact on the centre of the glazing according to standard UNI EN 14019:2016

Findings

Test	Normative reference	Requirement	Result [#]
horizontal linear static load	UNI 10807:1999	2,0 kN/m	compliant
		3,0 kN/m	compliant
dynamic load	UNI 10807:1999	300 mm	compliant
	NF P01-013:1988	1200 mm	compliant
	UNI EN 14019:2016	950 mm	compliant

(#) the compliance with the provisions of reference standards has been determined on the basis of the values obtained by measurements in line with clause 4.2 "Decision Rules" of ILAC-G8:09/2019 guide "Guidelines on Decision Rules and Statements of Conformity".

Chief Test Technician
(Dott. Andrea Bruschi)

Andrea Bruschi

Head of
Security and Safety Laboratory
(Dott. Andrea Bruschi)

Andrea Bruschi